





**OWNER'S MANUAL
BASYS B3 AMPLIFIER**



VOID

OWNER'S MANUAL

BASYS B3 AMPLIFIER



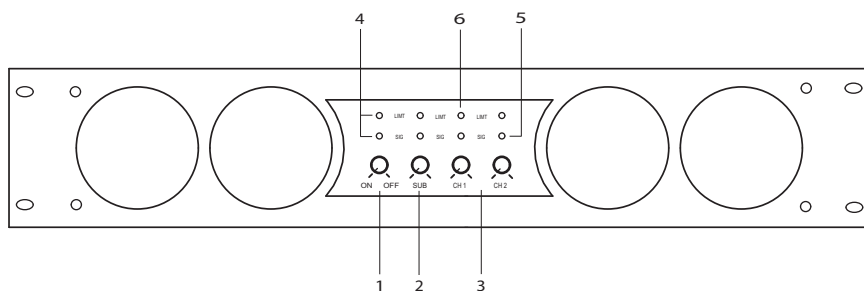
Features

- ▲ Rugged, touring grade chassis. E.I.A. Standard 19" (48.3cm) rack-mountable.
- ▲ Three output channels. Two stereo channels for Hi output and one summed mono Sub channel.
- ▲ Front panel power switch with soft start for loudspeaker protection.
- ▲ Built in Hi and Lo pass electronic crossovers.
- ▲ Anti Clip limit protection prevents harmful signals from damaging loudspeakers.
- ▲ High damping factor provides greater control over low frequency drivers for a clean, accurate low end.
- ▲ Balanced jack/XLR inputs with balanced direct XLR outputs.
- ▲ Complete protection against shorted outputs, mismatched loads, overheating and DC input/output.
- ▲ Efficient heat sinks and self-contained forced air cooling system.
- ▲ Three year warranty and guarantee.

Precautions

Although your amplifier is protected from external faults, the following safety precautions are recommended:

1. There are important differences between the CH 1&2 Hi outputs and the Sub&Hi outputs. Do not connect B12 cabinets directly to the Sub&Hi outputs. Connect B12 cabinets to the CH 1&2 Hi outputs using the B12's top input speakon, or the link out Speakon on B15 Sub cabinets to the B12's lower input speakon. B15 Subs must be connected to the Sub&Hi outputs with 4 core cable for the B12's to operate.
2. Switch off the amplifier or turn down the inputs before connecting to the in/out XLR's.
3. Do not short the ground lead of an output cable to the input signal ground. This will form a ground loop and may cause oscillations.
4. Do not operate the amplifier from AC mains in excess of 10% variation above or below the selected line voltage, and only at the specified line frequency.



Front Panel

1. Power Switch

Rotate clockwise to turn the amp on and counter clockwise for off.

2. Sub Level Control

To control the Sub output level.

3. CH 1&2 Level Controls

To control CH 1&2 Hi outputs.

4. Power on LED's

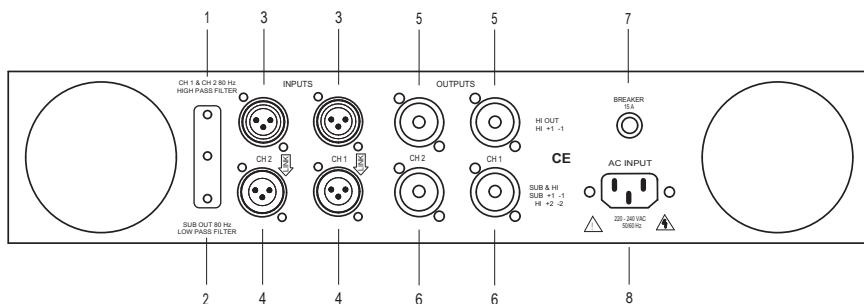
Both Power LED's will light to show that the amplifier is on.

5. Signal LEDs

When illuminated the LEDs indicate an audio signal is present at the channel's output.

6. Limit LED

The Limit LED indicates when the limiter is active. The limiter circuit examines the audio signal to prevent the amplifier from clipping.



Rear Panel

1. Filter Bypass Control

Used to bypass the Hi Outputs 80 Hz Hi pass filter. The filter is factory preset to the enable position

2. Filter Frequency Control

Used to adjust the sub out low pass filter frequency. The filter is factory preset to 80 Hz for use with Basys systems, but can be adjusted from 50 Hz up to 250 Hz for use with other speaker systems or setups.

3. Input JACK/XLR's

The input impedance of the balanced jack/XLR is 20K ohms. Pin 2 & tip = +ve

4. Output XLR's

Linked output from the inputs.

5. CH1 and CH2 Hi Outputs

Stereo Hi outputs wired 1+ and 1-

6. Sub&Hi Outputs

Summed mono Sub output on 1+ and 1-, Hi Output on 2+ and 2-

7. Power Breaker

Resettable breaker for amplifier protection, rated at 15 amps

8. Power Connector

IEC power input connector. AC 230V, 50 Hz

TECHNICAL SPECIFICATIONS

Model : Basys B3 Amplifier

FREQUENCY RESPONSE ref.100W@8Ω	20Hz - 20kHz +/- 0.5 dB
TOTAL HARMONIC DISTORTION (THD)	0.05%
S/N 20Hz-20kHz, ref full output	100 dB
INPUT SENSITIVITY	1.1 Vrms
INPUT IMPEDANCE	20kΩ balanced
CROSSTALK	>90dB
CMRR	>100dB
SLEW RATE	40V/us
DAMPING FACTOR 1kHz and Below	CH 1&2 >350 - Sub Out >600
LIMITER COMPRESSION RATIO	20:1
HI - LO PASS FREQUENCY	Hi out 80 Hz 18 dB/oct Sub out 50 - 250 Hz 18 dB/oct
CONNECTORS	Input: balanced XLR output: 4 way Speakon
COOLING	Continuously variable speed fans
AMPLIFIER PROTECTION	Full short circuit, open circuit, thermal, ultrasonic, and RF protection, stable into reactive or mismatched loads
VOLTAGE RANGE	230 VAC 50Hz +/- 10%

TECHNICAL SPECIFICATIONS

		B3	
		RMS Output Power (watts)	
		0.1%THD+N	0.1%THD+N
		1kHz	10Hz-20kHz
CH 1 & CH 2	8	290	283
	4	400	391
SUB Out	8	460	452
	4	650	640
		Maximum Current Draw all ch - 4 ohms 10 Amps	

Dimensions :

48.2 cm rack mount width, 9 cm high and 44.5 cm deep

Weight :

22.0 Kg net

25.5 Kg shipping weight

Service

This unit has very sophisticated circuitry and should only be serviced by a fully trained technician.

No user serviceable parts inside
Refer servicing to a qualified technician

Worldwide Service

Service may be obtained from your local authorised service centre. To obtain service, simply present your sales receipt as proof of purchase along with the defective unit to an authorised service centre. They will handle the necessary paperwork and repair. Remember to transport your unit in the original factory packaging.

1. When sending a Basys Series product to an authorised service centre for service, please write a detailed description of the fault and list any other equipment used in conjunction with the faulty product. Send the fault description with the faulty product, do not send it separately.
2. Ensure safe transportation of your unit to the authorised service centre. Ship it in the original factory packaging if possible.
3. Do not ship the unit in any kind of rack. Ignoring this warning may result in extensive damage to the unit and the equipment rack. Accessories are not needed. Do not send the instruction manual, cables or any other hardware.
4. Before returning your faulty product for repair, please remember to get a return authorisation number from the dealer whom you purchased your product from. Failure to do so could delay the repair of your product.

Warranty Registration

Please take time to fill out the warranty registration form at the back of this manual and return it to Void Acoustics.

Environmental



WEEE Mark

If you want to dispose of this product, do not mix with general household waste. There are separate collection systems for used electronic products in accordance with legislation under the WEEE Directive (Directive 2002/96/EC) and is effective only within the European Union.

This product is Rohs compliant



LIMITED WARRANTY

THE WARRANTY

For a period of three (3) years from the date of delivery to the original purchaser (as shown on the original invoice or sales receipt), Void Acoustics (hereinafter "Void") warrants to the ORIGINAL OWNER of each new Basys Series product (provided it was purchased at an Authorised Void Dealer) that it is free of defects in materials and workmanship and that each product will meet or exceed all factory published specifications for each respective model. Void agrees to repair or replace (at its discretion) all defective parts at no charge for labour or materials; subject to following provisions:

WARRANTY VIOLATIONS

Void shall take no responsibility for repair or replacement as specified under this warranty, if the damaged product has been subject to misuse, accident, neglect or failure to comply with normal maintenance procedures; or if the serial number has been defaced, altered or removed. Nor will Void accept responsibility for, or resulting from, improper alterations or unauthorised parts or repairs. This warranty does not cover any damage to speakers or any other consequential damage resulting from breach of any written or implied warranty.

VOID WARRANTY PROVISIONS

Void will remedy any defect, regardless of the reason for failure (except as excluded) by repair, or replacement. Void will remedy the defect and ship the product within a reasonable time after receipt of the defective product at an Void Authorised Service Centre.

TO OBTAIN WARRANTY SERVICE

In the event that a Void product requires service, the Owner must contact Void or an Authorised Void Service Centre to receive an R.A.N. (Return Authorisation Number) and instructions on how to return the product to the Void Authorised Service Centre, or to the factory. Void (or its Authorised Service Centre) will initiate corrective repairs upon receipt of the returned product. Please save the original carton and all the packing materials in case shipping is required. All products being returned to the factory or service centre for repairs must be shipped prepaid.

If the repairs made by Void or the Void Authorised Service Centre are not satisfactory, the Owner is instructed to give written notice to Void. If the defect or malfunction remains after a reasonable amount of attempts by Void to remedy the defect or malfunction, the Owner shall then have the option to elect either a refund or replacement of said Void product free of charge. The refund shall be an amount equal to but not greater than the actual purchase price, not including any taxes, interest, insurance, closing costs and other finance charges (minus reasonable depreciation on the product). If a refund is necessary, the Owner must make the defective or malfunctioning product available to Void free and clear of all liens or other restrictions.

MODIFICATIONS OF EQUIPMENT

Void reserves the right to modify or change equipment (in whole or part) at any time prior to delivery thereof, in order to include therein electrical or mechanical improvements deemed appropriate by Void, but without incurring any liability to modify or change any equipment previously delivered, or to supply new equipment in accordance with any earlier specifications.

DISCLAIMER OF CONSEQUENTIAL AND INCIDENTAL DAMAGES

YOU, THE OWNER, ARE NOT ENTITLED TO RECOVER FROM VOID ANY INCIDENTAL DAMAGES RESULTING FROM ANY DEFECT IN THE VOID PRODUCT. THIS INCLUDES ANY DAMAGE TO ANOTHER PRODUCT OR PRODUCTS RESULTING FROM SUCH A DEFECT.

WARRANTY ALTERATIONS

No person has the authority to enlarge, amend, or modify this Warranty. This Warranty is not extended by the length of time which the Owner is deprived of the use of product. Repairs and replacement parts provided pursuant to the Warranty shall carry only the non-expired portion of the Warranty.

THIS STATEMENT OF WARRANTY SUPERSEDES ALL OTHERS CONTAINED IN THIS MANUAL

Technical and design specifications are subject to change without notice

Void Acoustics Warranty



This Void Acoustics product is guaranteed against defects due to faulty materials or workmanship for a period of 3 years from the date of original purchase, subject to the following restrictions.

1. This warranty is only valid in the country of purchase.
2. That the product has not been abused or operated in conjunction with unsuitable or faulty apparatus.
3. That the product has not been modified, disassembled or tampered with by any person other than Void Acoustics technical staff.
4. That the product has not suffered damage in transit.

Do not send goods to Void Acoustics without first obtaining a return authorisation number.

Carriage costs to Void Acoustics will be returned to the customer if warranty work proves necessary. Packing, insurance and freight on the return journey will be paid by Void Acoustics or its authorised dealers.

This warranty in no way affects your statutory rights.

Void Acoustics

Unit 10B, Dawkins Road Ind Est, Poole, Dorset, BH15 4JD
Tel: +44 (0)870 1651 332 Fax: +44 (0)870 1651 352

Owner's Warranty Copy



Date of purchase

Model

Serial number

Suppliers name and address

Post code :

Tel :

What to do if your Void product needs repair

Contact the dealer from whom you purchased the product and get a return authorisation number.

Return the product (preferably in its original box) to :

Void Acoustics, Unit 10B, Dawkins Road Ind Est, Poole,
Dorset, BH15 4JD, UK.

Warranty Registration



Thank you for purchasing this Void product. Please complete this warranty registration card and cut off this part and send it to the address overleaf.

Date of purchase

Model

Serial number

Suppliers name and address

Post code :

Tel :

Your name and address

Post code :

Tel :

Void Acoustics

Unit 10B

Dawkins Road Ind Est

Poole

Dorset

BH15 4JD

UK